



# **Ezhometech Unicast Tutorial**

## **Ezserver and Ezserver Unicast Player**

Revision: 01/07/2022

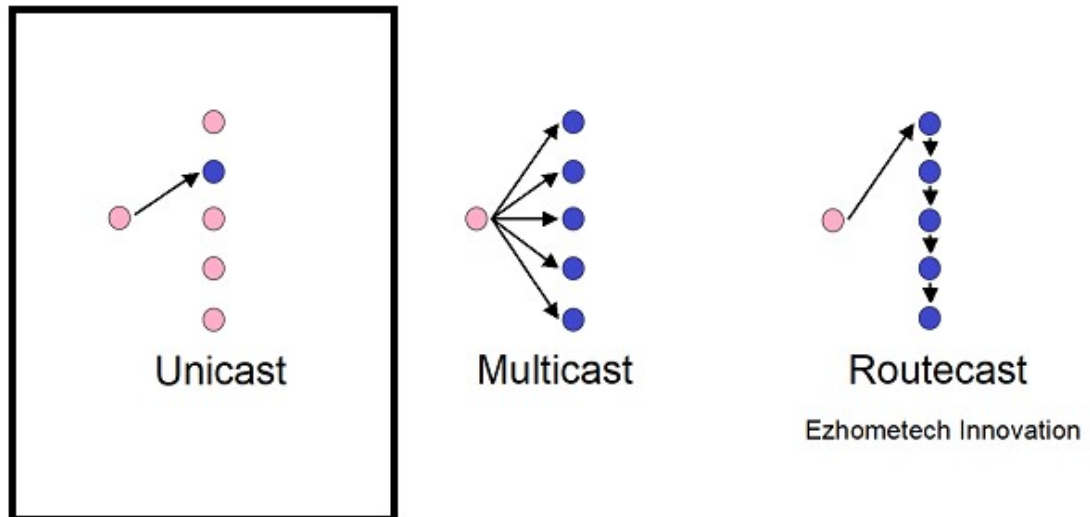
## Content

1 Overview of Ezhometech Unicast.....	3
1.1 Related Information.....	3
2 Ezserver.....	4
3 Ezserver Panel Setting.....	5
4 Ezserver Unicast Player.....	6
5 EPG and Catup up TV.....	7
6 Parent Control.....	9
7 MAC ID Protection.....	10
8 Movies and Series.....	11
9 Youtube Channel Links.....	12

## 1 Overview of Ezhometech Unicast

Ezhometech Unicast solution lets **Ezserver** support Ezserver Unicast players to play channels from Ezserver via Internet

1. **Ezserver:** Act Unicast video server
2. **Ezserver Unicast Players:** An OTT Player.



### 1.1 Related Information

Ezserver Forum:

<https://ezserver.createaforum.com/>

Ezserver Server API website

[http://www.ezhometech.com/html/server\\_api.html](http://www.ezhometech.com/html/server_api.html)

Ezserver Client API website:

[http://www.ezhometech.com/html/client\\_api.html](http://www.ezhometech.com/html/client_api.html)

Ezserver User Guide website:

[http://www.ezhometech.com/html/ezserver\\_user\\_guide.html](http://www.ezhometech.com/html/ezserver_user_guide.html)

Ezserver Player User Guide:

[http://www.ezhometech.com/html/ezserver\\_user\\_guide\\_player.html](http://www.ezhometech.com/html/ezserver_user_guide_player.html)

## 2 Ezserver

Ezserver includes OTT / IPTV panel, and Streaming server for Unicast channel video streaming, it also provides API. for 3<sup>rd</sup> party software integration.

API has 2 types that are for cloud or app software developers.

1. **EZ Server API** provides API for Cloud applications
2. **EZ Client API** provides API for App in mobile, STB and PC.

OTT / IPTV panel:

- **User management:** create, modify and delete users.
- **Channel management:** create, modify and delete channels.
- **Movies management:** create, modify and delete movies.
- **Series management:** create, modify and delete series.
- **Reseller panel:** create, modify and delete his users.

Streaming server:

- **Video format:** H264 and H265.
- **Audio format:** AAC, MP3.

Hardware Requirement:

- **Min. Requirement:** Dual-Core, 8GB RAM, 1GB Network card.
- **More at** [http://www.ezhometech.com/html/ezserver\\_user\\_guide.html#Hardware%20requirement](http://www.ezhometech.com/html/ezserver_user_guide.html#Hardware%20requirement)

Software Requirement:

- **Linux:** Ubuntu 20.04(Recommended), Debian, Centos
- **Windows:** 64-bits

### 3 Ezserver Panel Setting

Unicast Setting:

- **Disable Routecast option**

**Save**

1. Routecast:

☐

2. Routecast Cmd Port :

3. Routecast Data Port :

Add users:

- **Add annie user with max connection value 1.**

User No. :

User Name :

Password :

Rating Password :

Group :

Level:

Expired Time : \*

IP :

MAC ID :

Max. Connections:

**Add**

## 4 Ezserver Unicast Player

Ezserver Unicast Player is an OTT Player that plays channels, movies and series from Ezserver via Internet.

Features:












- **TV, Movie and Series**
- **Support Youtube Channel Links**
- **EPG and Catch up TV**
- **Parent Control of adult content**
- **MAC ID Protection**
- **Channel Video Format: MPEG2/H264 Transport Stream**
- **Channel Audio Format: MP3/AAC, ADTS Stream**
- **Movie Format: MP4, MKV**

Hardware Requirement:

- **Min. Requirement:** Above 1.0GHz, 1GB RAM, 802.11 a/b/g/n.

Software Requirement:

- **Android 5.0+**

	All	RTS 1	00:35 Vesti RTS
	Favorites	RTS 2	00:40 Vratolomna igra (1989)
	24 HORAS INFANTIL	A FAZENDA 12 HD	02:20 Ono kao ljubav (2009)
	A FAZENDA 12	ae hd	03:11 Bili smo prvaci sveta
	CANALIS ABERTOS	A&E HD 2	03:36 Putopis
	DOCUMENTARIOS	AMC H265 DUAL AUDIO	04:03 Oko magazin
	ESPORTES	AMC HD	04:33 Kvadratura kruga
	FILMES E SERIES	AMC HD2	05:03 Institucije Srbije u Velikom ratu
	GLOBO	ANIMAL PLANET FHD	05:48 Verski kalendar
	HBO	ANIMAL PLANET H265	
	INFANTIL	ANIMAL PLANET HD	

## 5 EPG and Catup up TV

Panel Setting:

- Source from XMLTV: Input XMLTV http link in item#15

**Ezserver**

Setting

**EPG Setting:**

14. MPEG Transport Stream:  --- Value: 0 (disabled), 1 (Real Time Extraction)

15. XMLTV EPG URL:  (per day)

- ✧ Note: XMLTV More information in TvProfil XMLTV service:  
<http://tvprofil.net/xmltv/>

- Source from Embedded MPEG TS stream: set "1" in item#14

**Ezserver**

Setting

**EPG Setting:**

14. MPEG Transport Stream:  --- Value: 0 (disabled), 1 (Real Time Extraction)

15. XMLTV EPG URL:  (per day)

- Click Panel EPG button to check Channel EPG available as below:

**AI v4.1(08/27/18)**  
Network interface: eth0  
Mac address: 001D090FD6D4

Channel No.:  2018  05

No.	Start Time YYYY/MM/DD hh:mm:ss	Stop Time YYYY/MM/DD hh:mm:ss	Program Title	
1	2018/05/14 00:55:00	2018/05/14 01:55:00	Trezor	Tr
2	2018/05/14 01:55:00	2018/05/14 02:40:00	TV lica... Kao sav normala	K
3	2018/05/14 02:40:00	2018/05/14 03:15:00	Srpski sanitet u Velikom r	S
4	2018/05/14 03:15:00	2018/05/14 03:40:00	Srbi u Australiji	
5	2018/05/14 03:40:00	2018/05/14 04:05:00	Šest lica tanga	Muzicka emisija RT

#### Player Setting

- Click Channel to show the below EPG list of the channel and [\*] option of one program name is for Catch up TV that was recorded by its EPG time

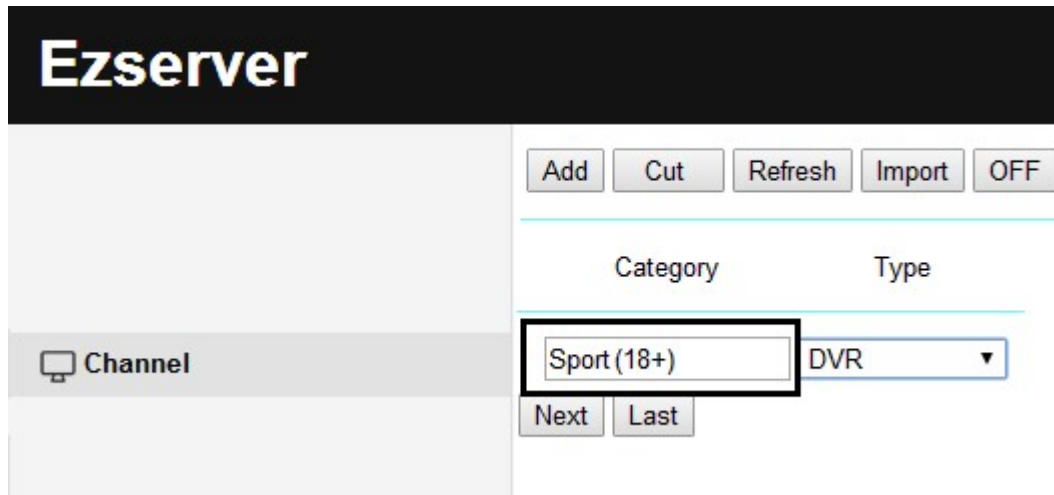
Meteo Media HD	[*] 05:00 Prévisions météorologiques
A N	[*] 06:00 Prévisions météorologiques
Cpac	[*] 07:00 Prévisions météorologiques
LCN	[*] 08:00 Prévisions météorologiques
RDI	[*] 09:00 Prévisions météorologiques
TV5	[*] 10:00 Prévisions météorologiques
SMTP1	[*] 11:00 Prévisions météorologiques
ICI Artv	[*] 12:00 Prévisions météorologiques
Unis TV	[*] 13:00 Prévisions météorologiques
Tele Quebec	[*] 14:00 Prévisions météorologiques



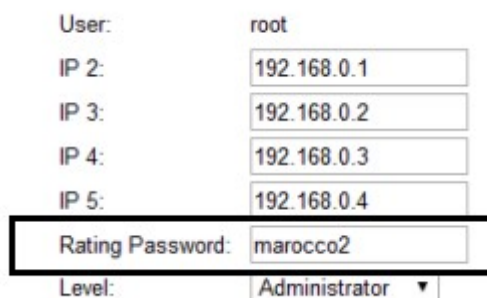
## 6 Parent Control

Panel Setting:

- Add “18+” keyword into channel and movie categories of IPTV Panel

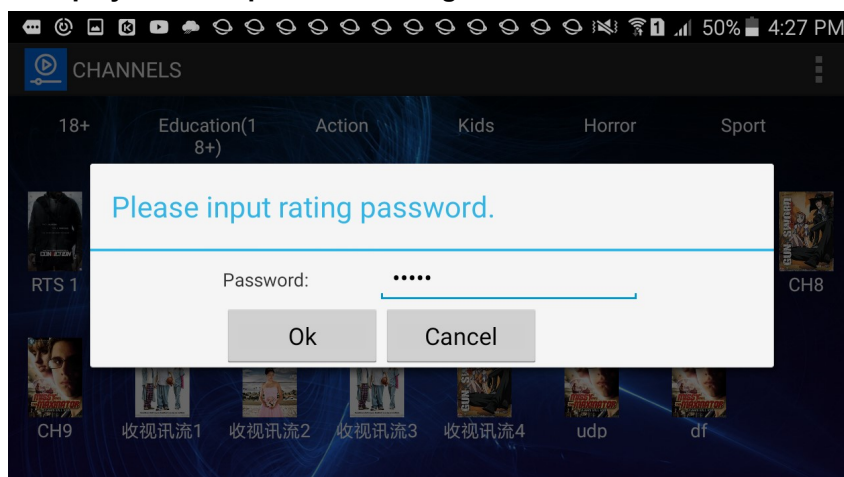


- Input rating password in user more profile as below:



Player Side

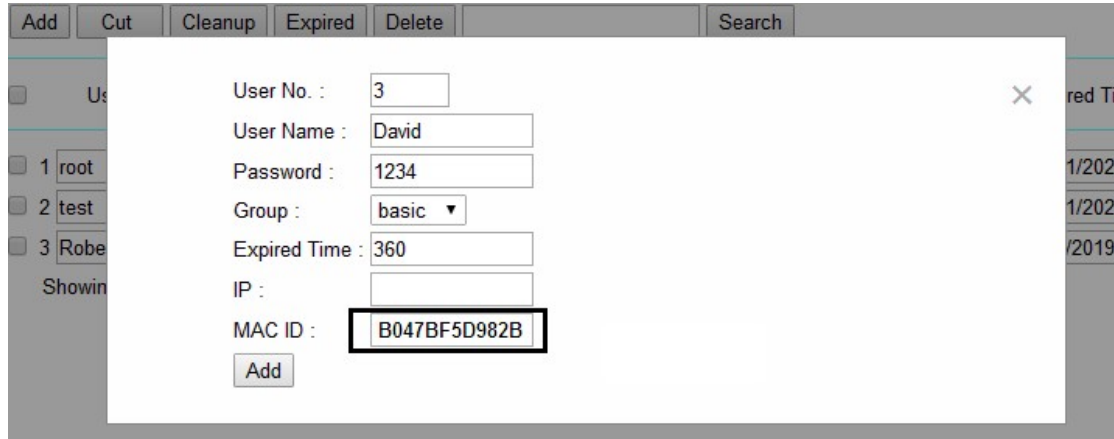
- When one player starts to play the channels or movies of the category, the player shows password dialog as below:



## 7 MAC ID Protection

Panel Setting:

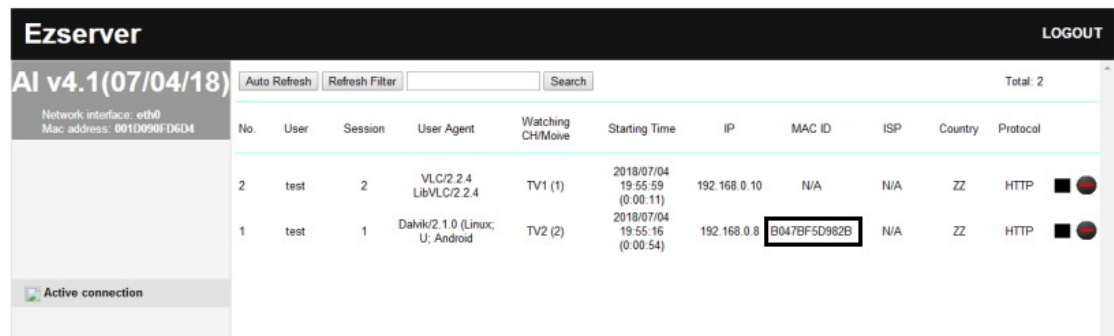
- Administrator can add new user withj MAC ID.



The screenshot shows a modal form for adding a new user. The form fields are as follows:

- User No.: 3
- User Name: David
- Password: 1234
- Group: basic (dropdown menu)
- Expired Time: 360
- IP: (empty field)
- MAC ID: B047BF5D982B (highlighted with a red box)
- Add button

- When the player connects EZserver, EZserver will check its MAC Address for the legal connection. If the player has correct MAC Address with its user name, EZserver will show its connection in Player panel with its MAC Address




The screenshot shows the EZserver main interface. On the left, it displays 'AI v4.1(07/04/18)' and network information: 'Network interface: eth0' and 'Mac address: 901D098FD6D4'. On the right, there is a table of active connections. The table has columns: No., User, Session, User Agent, Watching CH/Move, Starting Time, IP, MAC ID, ISP, Country, and Protocol. Two connections are listed:

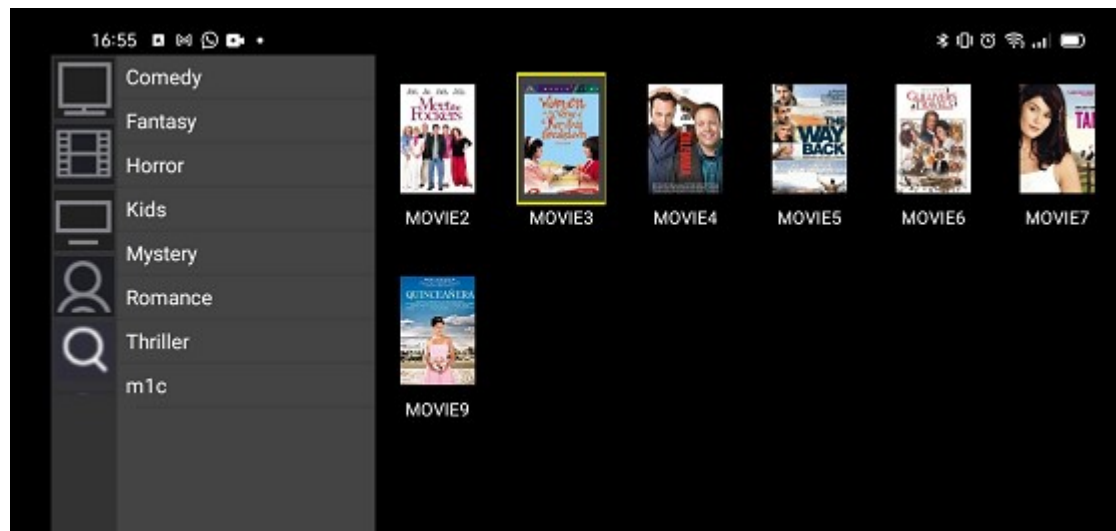
No.	User	Session	User Agent	Watching CH/Move	Starting Time	IP	MAC ID	ISP	Country	Protocol
2	test	2	VLC/2.2.4 LibVLC/2.2.4	TV1 (1)	2018/07/04 19:55:59 (0:00:11)	192.168.0.10	N/A	N/A	ZZ	HTTP
1	test	1	Dahiki/2.1.0 (Linux; U; Android	TV2 (2)	2018/07/04 19:55:16 (0:00:54)	192.168.0.8	B047BF5D982B	N/A	ZZ	HTTP

The MAC ID 'B047BF5D982B' in the second row is highlighted with a red box. At the bottom left, there is an 'Active connection' status indicator.


## 8 Movies and Series

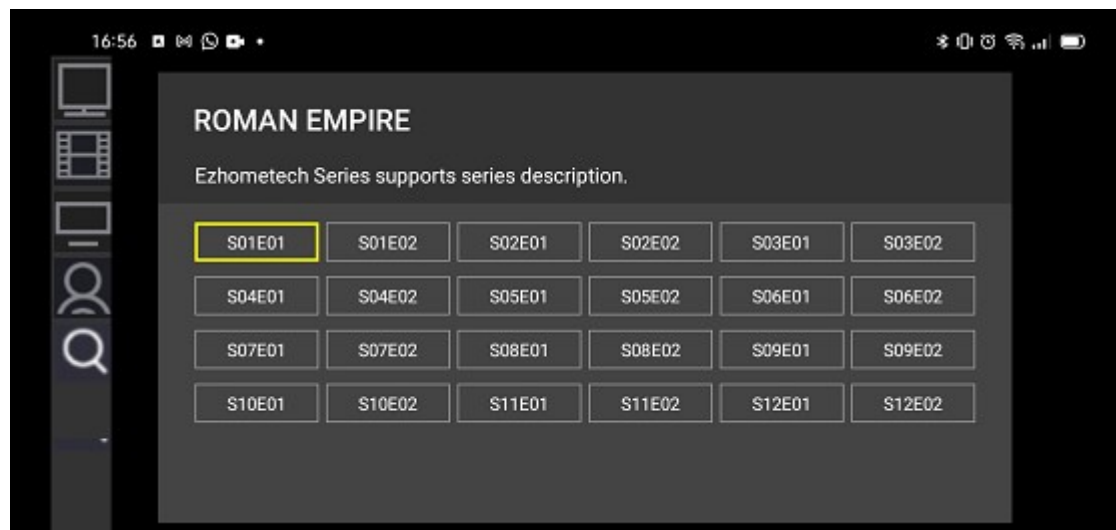
Movies:

- Select  in main menu to get all movies with categories as below:



Series:

- Select  in main menu to get all series with categories as below:

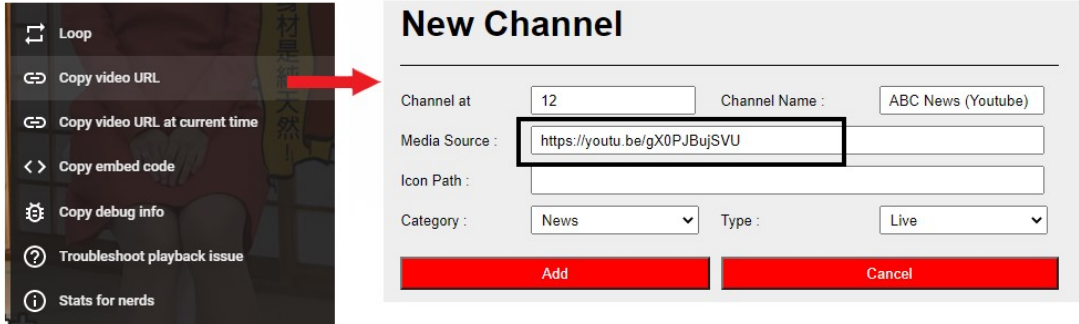


## 9 Youtube Channel Links

Login Panel to add youtube links:

- Click Channel Menu and Add Channel button

Add Youtube Link



The image shows a user interface for adding a new YouTube channel. On the left, a sidebar contains several options: 'Loop', 'Copy video URL', 'Copy video URL at current time', 'Copy embed code', 'Copy debug info', 'Troubleshoot playback issue', and 'Stats for nerds'. A red arrow points from the 'Copy video URL' option to the 'Media Source' field in the 'New Channel' form on the right. The form has the following fields: 'Channel at' (value: 12), 'Channel Name' (value: ABC News (Youtube)), 'Media Source' (value: https://youtu.be/gX0PJBuJSVU), 'Icon Path' (empty), 'Category' (value: News), and 'Type' (value: Live). At the bottom of the form are two red buttons: 'Add' and 'Cancel'.