

Ezserver Routecast Player

User Guide

Routecast video player.

www.ezhometech.com

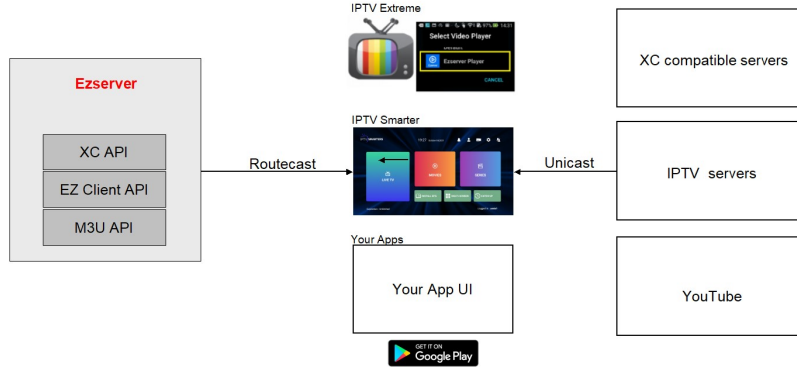
Updated :11/15/2021

Content

1.	Introduction.....	3
2.	Software Requirement.....	3
3.	Hardware Requirement.....	3
4.	Add users with Xtream API	4
5.	Ezserver Routecast Player in IPTV Smarter.....	5
6.	Ezserver Routecast Player in IPTV Extreme	6
7.	Ezserver Routecast Player in IPTV	7
8.	Ezserver Routecast Player in GSE Smater IPTV.....	8
9.	Integrate Youtube Links	9
10.	Ezserver Player Intent URL for App call.....	9
11.	Eserver Panel Routecast Setting.....	10
12.	Routecast Verification Testing	11

1. Introduction

Ezserver Routecast Player is not standalone player, it is embedded into popular Apps. It can play channels from any IPTV Server by Unicast and Ezserver by Routecast via Internet.



Features:

- **Ezserver Routecast Player** is not standalone player, it is embedded into popular Apps.
- **Ezserver Routecast Player** supports Unicast and Routecast.
- **Routecast** feature supports behind NAT devices.

2. Software Requirement

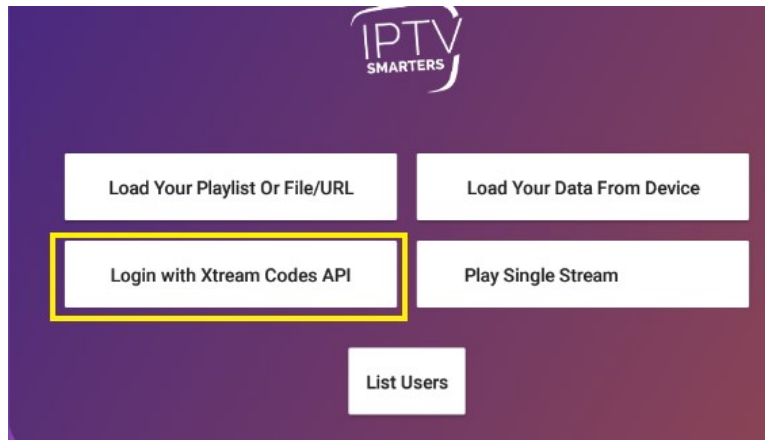
Items	Version
Ezhomotech Ezserver Panel	Enterprise 4.5+
Ezhomotech Ezserver Routecast Player	3.1.100+
Android	5.0+

3. Hardware Requirement

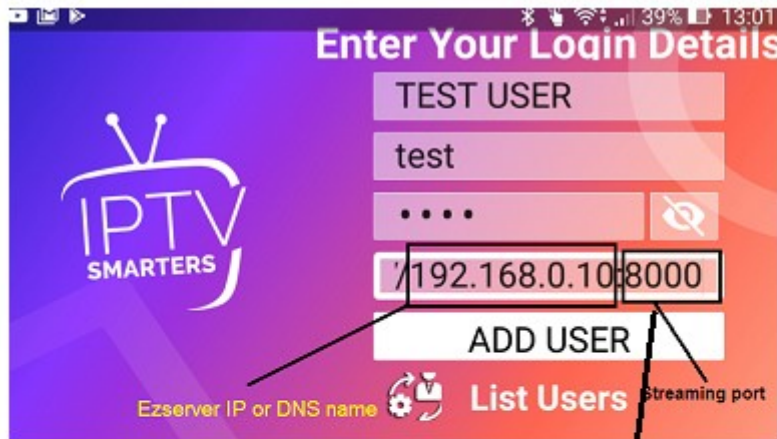
Items	Specification
Processor	Above 1.0GHz
Memory	At least 1GB
Network Interface	802.11 a/b/g/n
Disk Space	1GB

4. Add users with Xstream API

- Select Xstream API



- Add new user info.



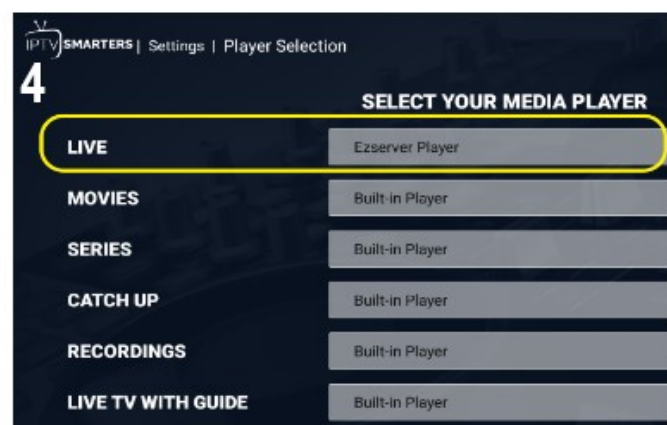
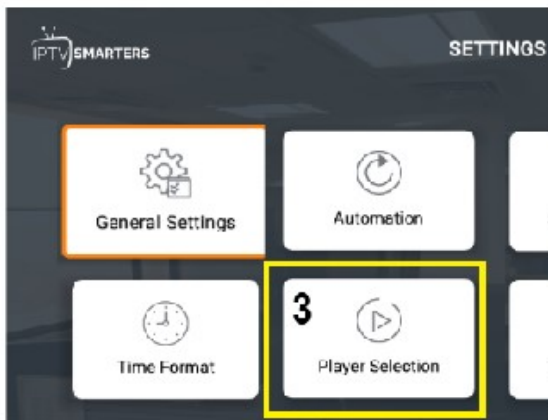
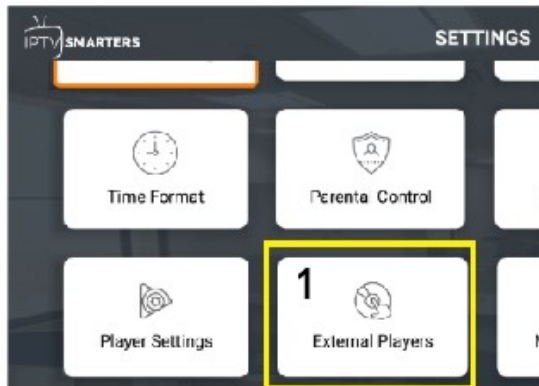
Save

Unicast Streaming Setting:

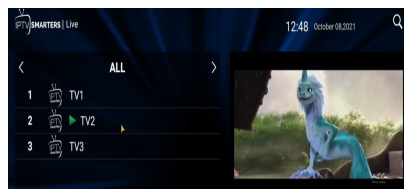
- | | | |
|----------------|------------------------------------|--|
| 1. Panel port: | <input type="text" value="18000"/> | --- Administrator Panel Port |
| 2. API port: | <input type="text" value="17000"/> | --- Application Program Interface Port |
| 3. HTTP port: | <input type="text" value="8000"/> | --- HTTP Streaming Port for players |

5. Ezserver Routecast Player in IPTV Smarter


- Install Ezserver Routecast Player v3.1.100+ from Google Play.
- Add Ezserver Routecast Player into External Player in IPTV Smarter.



- IPTV SMARTER plays PIP video



- Ezserver Routecast Player plays in FULLSCREEN mode.



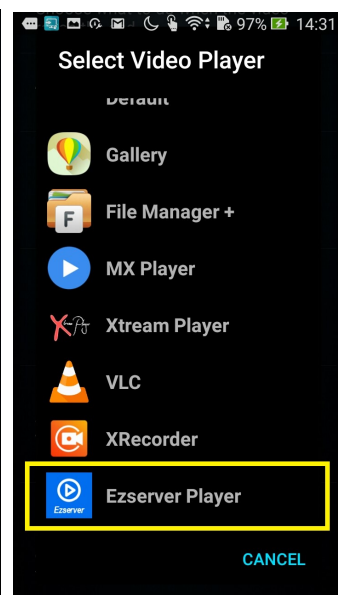
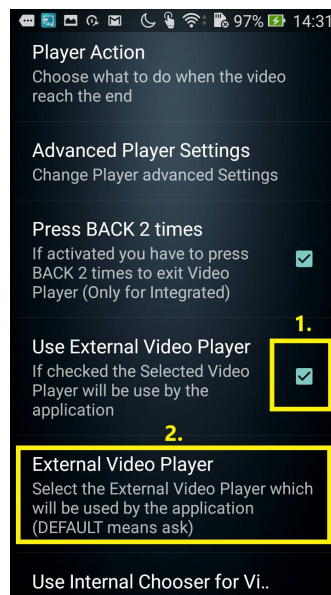
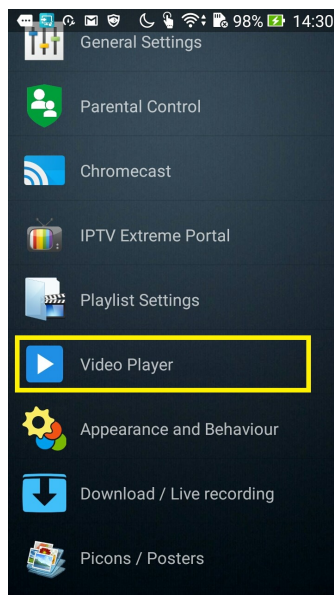
6. Ezserver Routecast Player in IPTV Extreme

- Install Ezserver Routecast Player v3.1.93+ from Google Play.
- Add Ezserver Routecast Player into External Player in IPTV Extreme

Add Xtream Codes Playlist (Available only on version 107 and above)

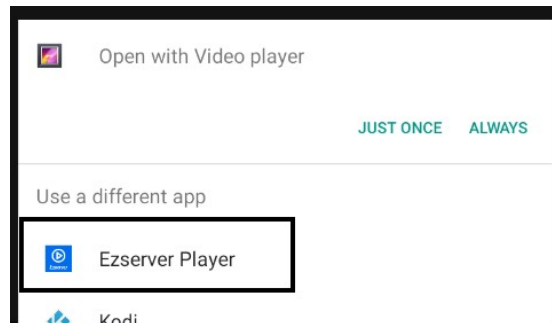
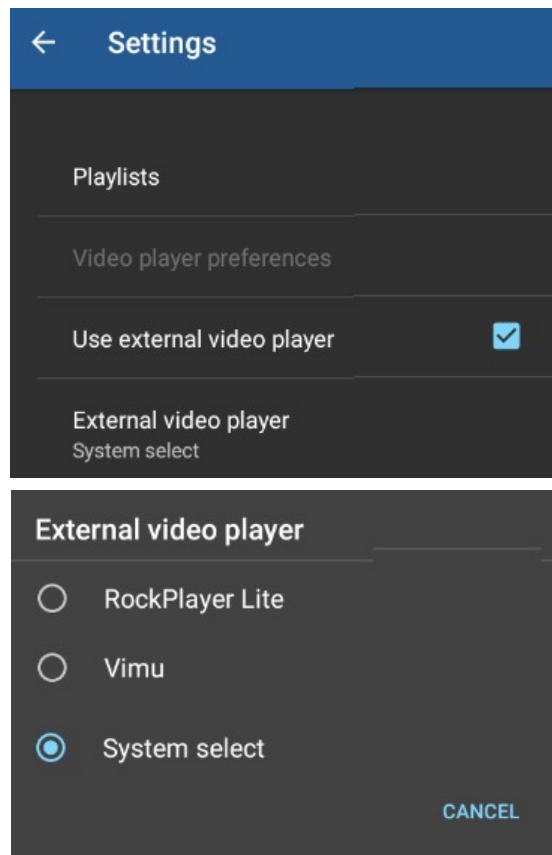
MAC Address	Playlist Name		
<input type="text" value="9C:5C:8E:10:BE:2D"/>	<input type="text" value="EZ2"/>		
Server	Username	Password	Protection Password
<input type="text" value="http://51.75.72.16:8000"/>	<input type="text" value="test"/>	<input type="text" value="1234"/>	<input type="text"/>
<input type="checkbox"/> Hide Link	<input type="checkbox"/> Lock Link	<input type="button" value="Save"/>	

replace it by your server IP and port



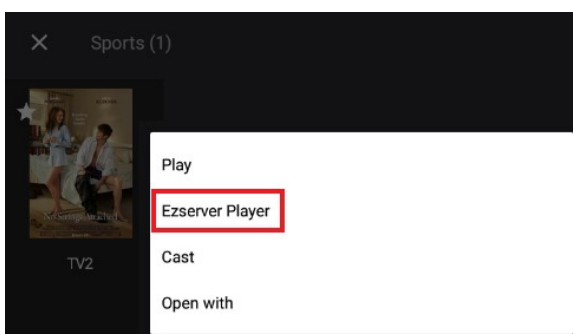

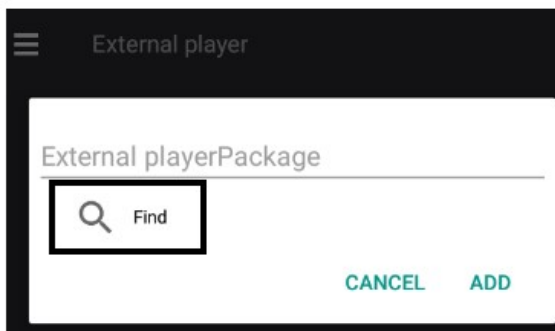
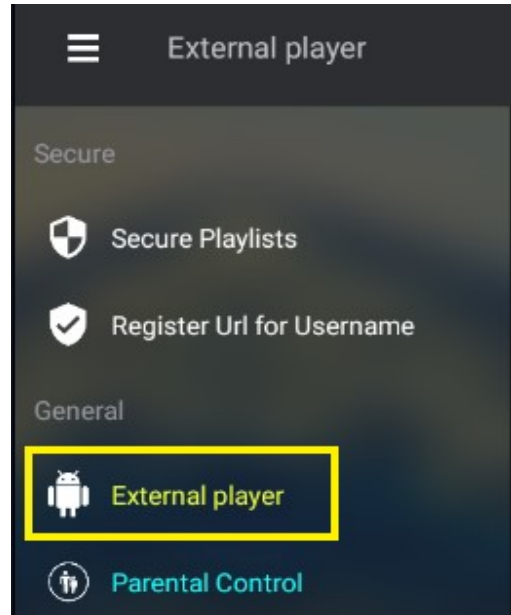
7. Ezserver Routecast Player in IPTV

- Install Ezserver Routecast Player v3.1.93+ from Google Play.
- Add Ezserver Routecast Player into External Player in IPTV.



8. Ezserver Routecast Player in GSE Smater IPTV

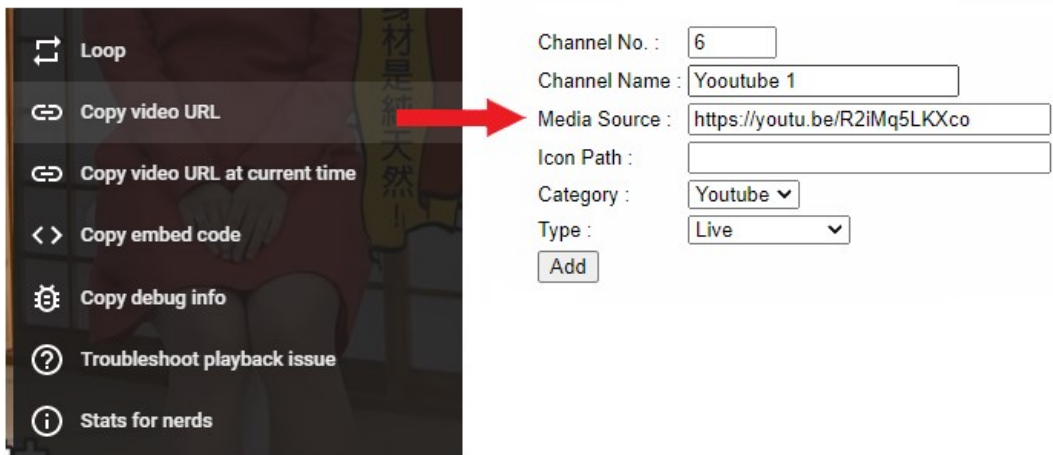
- Install Ezserver Routecast Player v3.1.93+ from Google Play.
- Add Ezserver Routecast Player into External Player in GSE Smarter IPTV.



9. Integrate Youtube Links

- Add Youtube Link into Ezserver

Add Youtube Link



10. Ezserver Routecat Player Intent URL for App call

App calls Ezserver Routecast Player by intent filter is http://

Syntax 1: http://IP:Port/live/username/password/x.ts

Ex1. http://188.177.119.111:8000/live/test/1234/1.ts

Ex2. http://188.177.119.111:8000/live/test/1234/2.ts

Syntax 2: http://IP:Port/ch_name?u=username;p=password

Ex1. http://188.177.119.111:8000/TV1?u=test;p=1234

Ex2. http://188.177.119.111:8000/TV2?u=test;p=1234

11. Eserver Panel Routecast Setting

- Enable Routecast option and open Routecast port in server router

Save

1. Routecast:

2. Routecast Cmd Port :

3. Routecast Data Port :

- Add Type: Live channels as below:

Channel No. :

Channel Name :

Media Source :

Icon Path :

Category :

Type :

12. Routecast Verification Testing

- Routecast needs different users from different public IP to play same channel.
- Each user must set max connection no. to 1.
- Click Ezserver Panel: Active connection to check their status as below:
 - ◆ Protocol HTTP means streaming from Ezserver
 - ◆ Protocol P2P means streaming from Routecast Player instead of Ezserver

No.	User	Session	User Agent	Watching CH/Moive	Starting Time	IP	MAC ID	Country	Protocol
1	annie	4	Ezserver Player	TV1 (1)	2021/08/29 09:58:46 (0:00:12)	111.250.36.210	9c5c8e10be2d	TW	HTTP
2	robert	5	Ezserver Player	TV1 (1)	2021/08/29 09:58:54 (0:00:04)	114.34.8.11	44d3ade87d73	TW	P2P

Showing 0 to 0 of 0 connections

- **IPTV Smarter** needs to play video in FULLScreen mode to invoke Ezserver Routecast Player instead of IPTV Smarter Player
- **User Agent** in Active connection must be **Ezserver Routecast Player** for Routecast.