



Ezserver Mobile / Smart TV Player

For Android Devices

Revision: 08/14/2024

Content

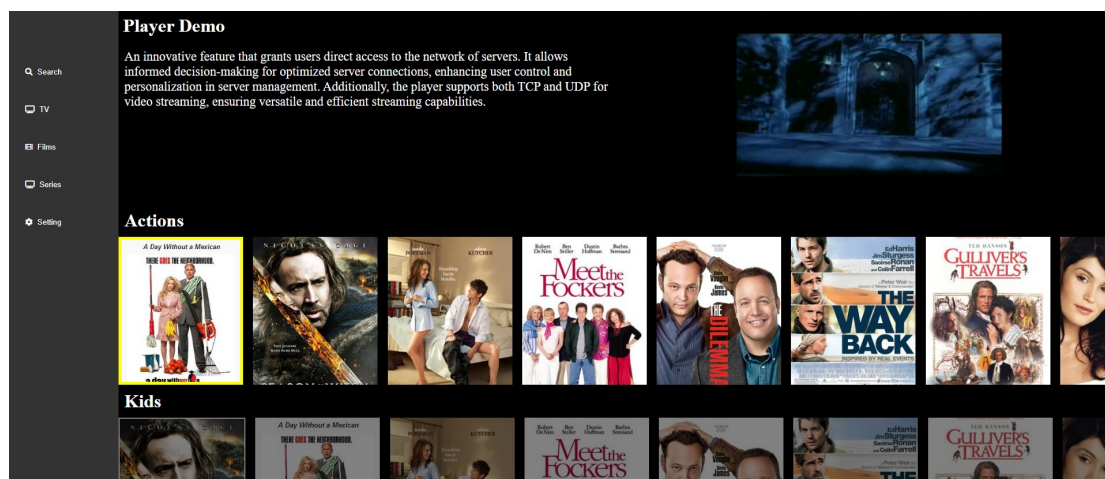
| | |
|----------------------------------|----|
| 1 Overview | 3 |
| 1.1 Related Information..... | 3 |
| 2 Panel API Port | 4 |
| 3 Panel User Management..... | 5 |
| 4 Ezserver Mobile Player..... | 8 |
| 4.1 Player Setting..... | 9 |
| 4.2 Uesr Setting | 10 |
| 4.3 Movies and Series | 13 |
| 5 Ezserver Smart TV Player | 14 |
| 5.1 Player Setting..... | 15 |
| 5.2 Uesr Setting | 16 |
| 5.3 Portal Path | 16 |

1 Overview

Ezserver Mobile Player is an Android native player that plays channels, movies and series from Ezserver with user authentication.



Ezserver Smart TV Player is a WebView app that displays web content to play channels, movies and series from Ezserver with user authentication.



1.1 Related Information

Ezserver Tutorial:

http://www.ezhometech.com/document/Ezserver_v5_Tutorial.pdf

Ezserver Mobile Player

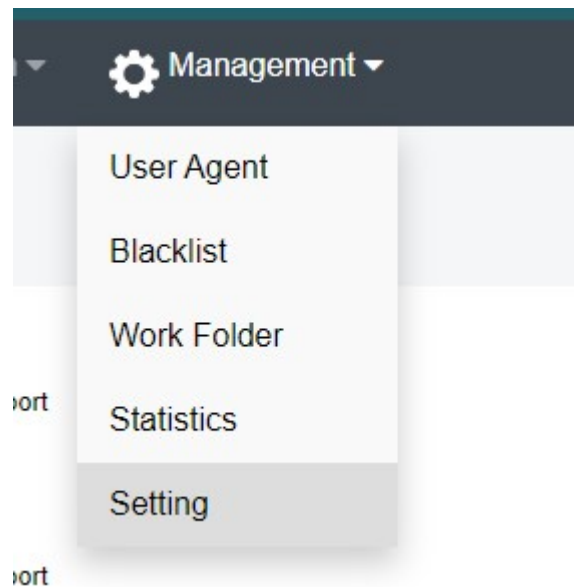
http://www.ezhometech.com/smart_player.htm

Ezserver Smart TV Player:

http://www.ezhometech.com/mobile_player.htm

2 Panel API Port

Login Panel and Click Setting menu. Set API Port to 17000 for Player connection.



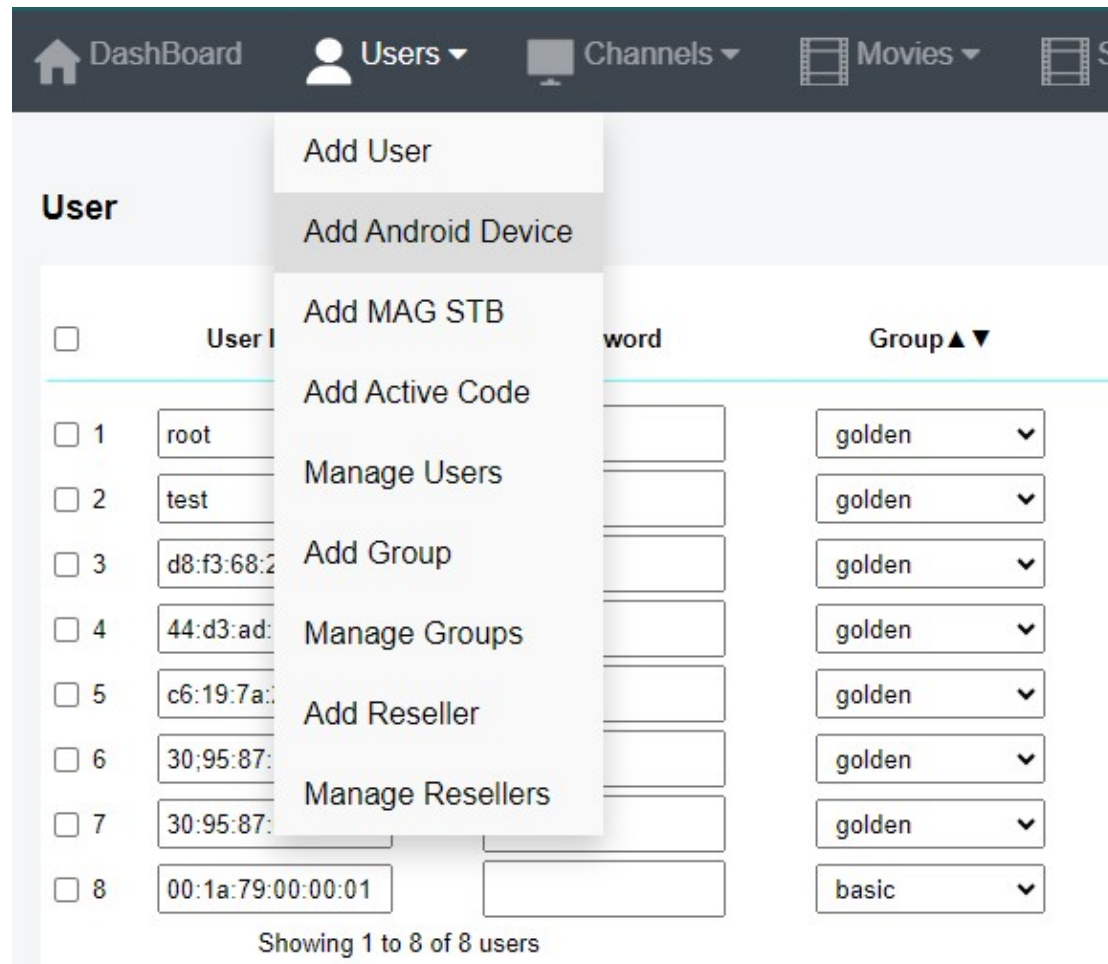
Setting

| | |
|----------------------|--------------------------------------|
| HTTPS Setting | |
| Panel port | <input type="text" value="18443"/> ⓘ |
| Streaming port | <input type="text" value="443"/> ⓘ |
| HTTP Setting | |
| Panel port | <input type="text" value="18000"/> ⓘ |
| Streaming port | <input type="text" value="8000"/> ⓘ |
| API port | <input type="text" value="17443"/> ⓘ |
| API port | <input type="text" value="17000"/> ⓘ |

3 Panel User Management

There are 3 options for player activation.

- Click “Add Android Device” and Input Device Mac Address



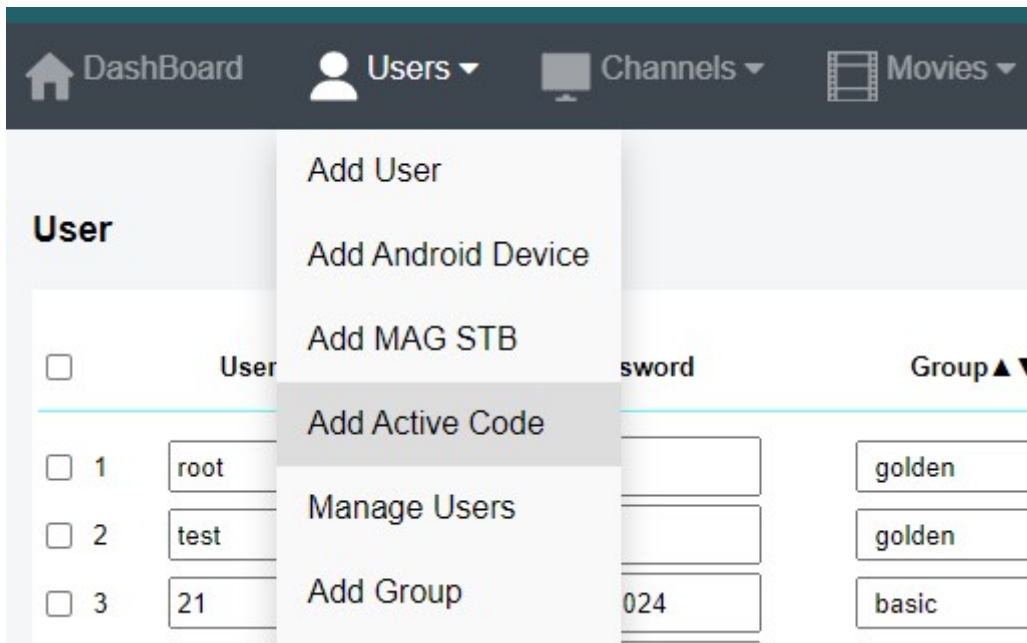
| | User ID | Username | Password | Group ▲▼ |
|--------------------------|---------|-------------------|----------|----------|
| <input type="checkbox"/> | 1 | root | | golden ▼ |
| <input type="checkbox"/> | 2 | test | | golden ▼ |
| <input type="checkbox"/> | 3 | d8:f3:68:2 | | golden ▼ |
| <input type="checkbox"/> | 4 | 44:d3:ad: | | golden ▼ |
| <input type="checkbox"/> | 5 | c6:19:7a: | | golden ▼ |
| <input type="checkbox"/> | 6 | 30:95:87: | | golden ▼ |
| <input type="checkbox"/> | 7 | 30:95:87: | | golden ▼ |
| <input type="checkbox"/> | 8 | 00:1a:79:00:00:01 | | basic ▼ |

Showing 1 to 8 of 8 users

New Android Device

| | | | |
|--------------|--------------------------------------|------------------|------------------------------------------------|
| User at | <input type="text" value="8"/> | MAC Address | <input type="text" value="00:1A:A1:24:C8:C8"/> |
| Password | <input type="text"/> | Rating Password | <input type="text" value="2989770773"/> |
| Group | <input type="text" value="basic"/> | Level | <input type="text" value="User"/> |
| Expired Time | <input type="text" value="1 month"/> | Connection Limit | <input type="text" value="1"/> |
| IP | <input type="text"/> | Device Type | <input type="text" value="android"/> |

- Click “Add Active Code” and Input Device Serial number



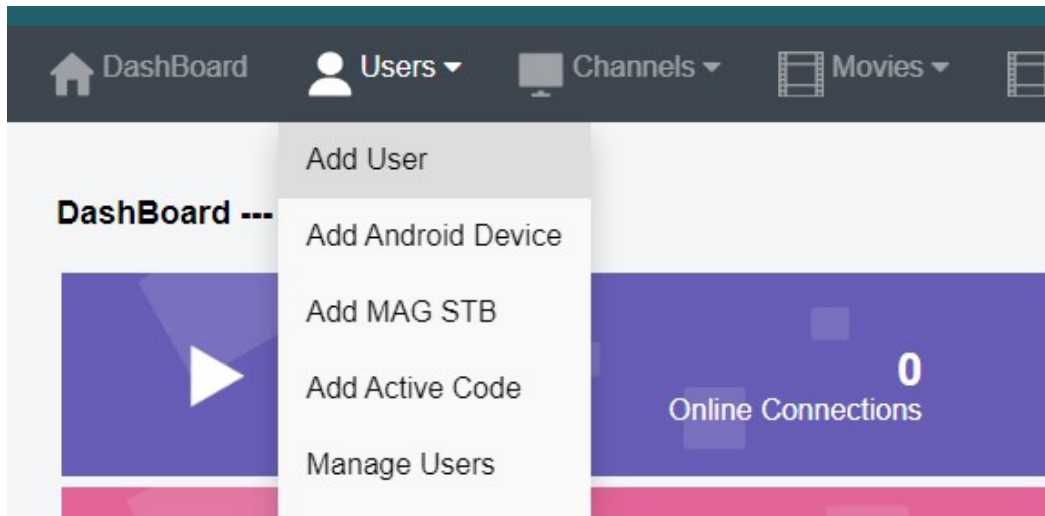
| <input type="checkbox"/> | User | Password | Group ▲ ▼ |
|----------------------------|------|----------|-----------|
| <input type="checkbox"/> 1 | root | | golden |
| <input type="checkbox"/> 2 | test | | golden |
| <input type="checkbox"/> 3 | 21 | 024 | basic |

New Active Code

| | | | |
|--------------|--------------------------------------|------------------|-----------------------------------------|
| User at | <input type="text" value="18"/> | Active Code | <input type="text" value="4866693631"/> |
| Password | <input type="text"/> | Rating Password | <input type="text" value="1234"/> |
| Group | <input type="text" value="basic"/> | Level | <input type="text" value="User"/> |
| Expired Time | <input type="text" value="1 month"/> | Connection Limit | <input type="text" value="1"/> |
| IP | <input type="text"/> | Device Type | <input type="text" value="activecode"/> |

- ✧ Active Code is auto generated by system random generator.
- ✧ Each active code is limited by one device.

- Click “Add User” and Input User name / password



New User

| | | | |
|--------------|--------------------------------------|------------------|-----------------------------------------|
| User at | <input type="text" value="18"/> | User Name | <input type="text" value="test"/> |
| Password | <input type="text" value="1234"/> | Rating Password | <input type="text" value="7402473116"/> |
| Group | <input type="text" value="basic"/> | Level | <input type="text" value="User"/> |
| Expired Time | <input type="text" value="1 month"/> | Connection Limit | <input type="text" value="1"/> |
| IP | <input type="text"/> | MAC ID | <input type="text"/> |

4 Ezserver Mobile Player

It is an streaming player on android mobile device. that plays channels, movies and series from Ezserver for internet users.

Features:

- **TV, Movie and Series**
- **Support Youtube Channel Links**
- **EPG and Catch up TV**
- **Parent Control of adult content**
- **Channel Video Format: MPEG2/H264 Transport Stream**
- **Channel Audio Format: MP3/AAC, ADTS Stream**
- **Movie Format: MP4, MKV**

Hardware Requirement:

- **Min. Requirement:** Above 1.0GHz, 1GB RAM, 802.11 a/b/g/n.

Software Requirement:

- **Android 5.0+**

| | | | |
|-------------------------------------------------------------------------------------|-------------------|-------------------|------------------------------|
|  | All | RTS 1 | 00:35 Vesti RTS |
| | Favorites | RTS 2 | 00:40 Vratolomna igra (1989) |
|  | 24 HORAS INFANTIL | A FAZENDA 12 HD | 02:20 Ono kao ljubav (2009) |
| | A FAZENDA 12 | ae hd | 03:11 Bili smo prvaci sveta |
|  | CANAIS ABERTOS | A&E HD 2 | 04:00 Oko mag |
| | DOCUMENTARIOS | AMC H265 DU/ | 04:03 Oko magazin |
|  | ESPORTES | AMC | 04:33 Kvadratura kruga |
| | FILMES E SERIES | AMC HD2 | |
|  | GLOBO | ANIMAL PLANET FHD | |

4.1 Player Setting

Content Refresh:

- Download new content from Ezserver.

Auto Start:

- ON: **automatically** start App after android starts within 30 seconds.

Current Version:

- Shows App current version, if new version is ready. It show "**Download**".

Channel Player:

- Switch video player by VLC and Exo Player.

Movie Player:

- Switch video player by VLC and Exo Player.

Domain Name:


- Ezserver Domain name or IP

| | | |
|-----------------|-------------|-----|
| Content | Refresh | |
| Auto Start | ON | |
| Current Version | v3.1.182 | |
| Channel Player | VLC | TCP |
| Movie Player | Exoplayer | |
| Domain Name | 192.168.0.9 | |

4.2 Uesr Setting

Serial Number:

- Panel notes:
 - Administrator adds **device serial number** in panel user menu.
- Player notes:
 - Below Android v9 : App **automatically gets** device serial number.
 - Above Android v10: Users **manully** input serial number.



There are 3 options for player activation.

Activation Required

Activate by code

Login User/Password

Activate by Mac Address

Cancel

1. Android serial number:

Activation code

Activated

2. User name and password

User name

Password

Login


3. Add Android MAC ID in Pane first, then click “activate by Mac Address” button

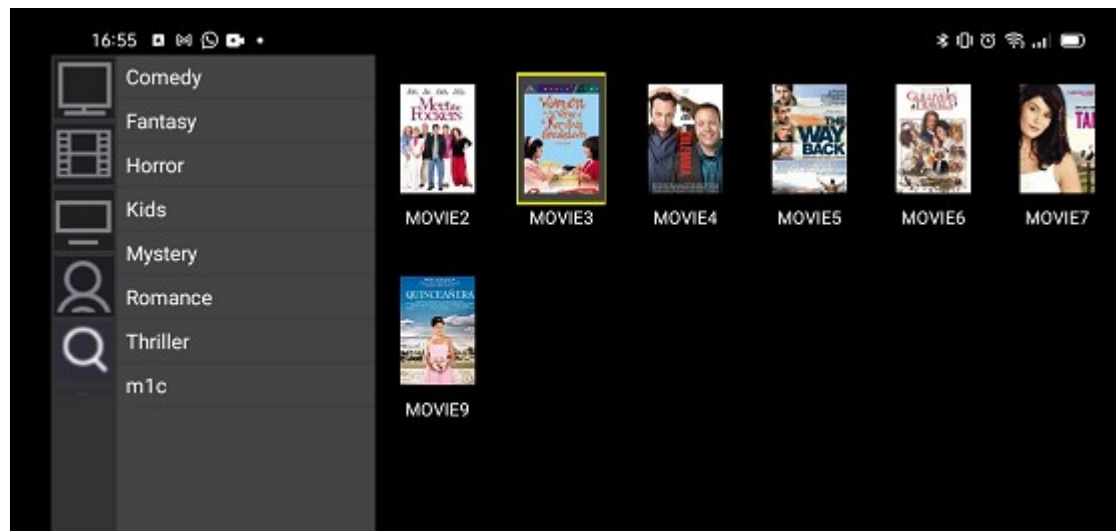
New Android Device

| | | | |
|--------------|--------------------------------------|------------------|------------------------------------------------|
| User at | <input type="text" value="8"/> | MAC Address | <input type="text" value="00:1A:A1:24:C8:C8"/> |
| Password | <input type="password"/> | Rating Password | <input type="text" value="2989770773"/> |
| Group | <input type="text" value="basic"/> | Level | <input type="text" value="User"/> |
| Expired Time | <input type="text" value="1 month"/> | Connection Limit | <input type="text" value="1"/> |
| IP | <input type="text"/> | Device Type | <input type="text" value="android"/> |


4.3 Movies and Series

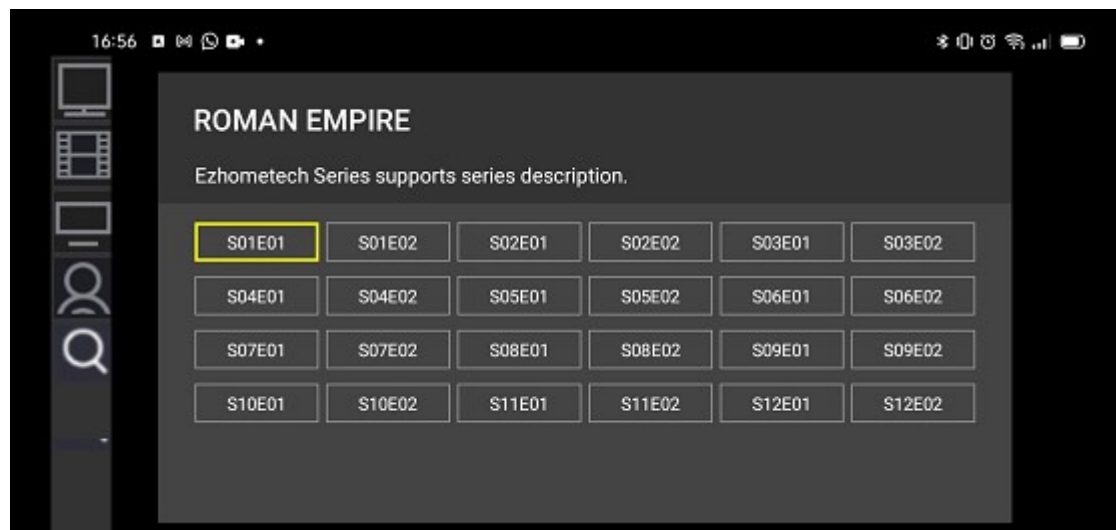
Movies:

- Select  in main menu to get all movies with categories as below:



Series:

- Select  in main menu to get all series with categories as below:



5 Ezserver Smart TV Player

It is a WebView app displays web content on android STB or Google TV that plays channels, movies and series from Ezserver for internet users.

Features:

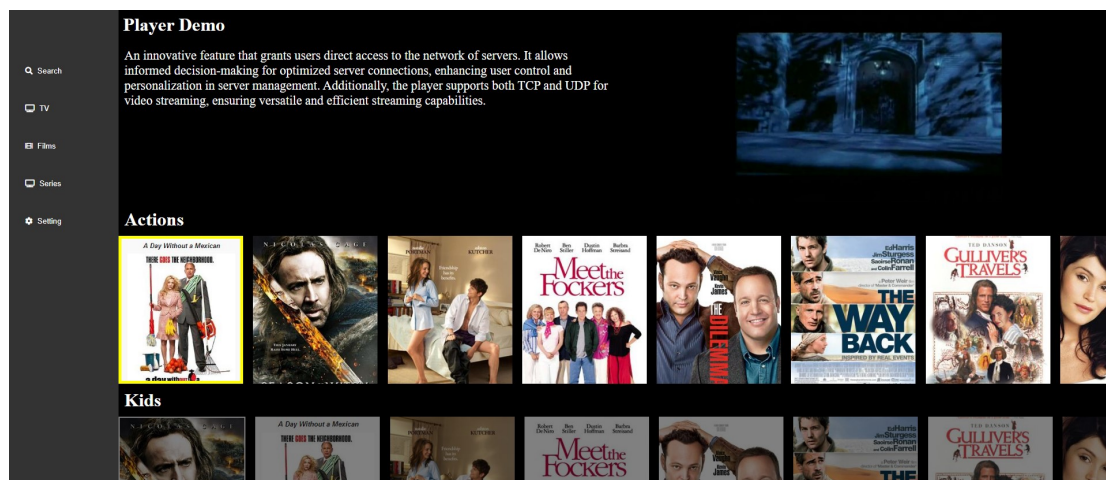
- **TV, Movie and Series**
- **Support Youtube Channel Links**
- **MAC ID Protection**
- **Channel Video Format: H264 HLS Transport Stream**
- **Channel Audio Format: MP3/AAC, ADTS Stream**
- **Movie Format: MP4**

Hardware Requirement:

- **Min. Requirement:** Above 1.0GHz, 1GB RAM, 802.11 a/b/g/n.

Software Requirement:

- **Android 5.0+**



5.1 Player Setting

Content Refresh:

- Download new content from Ezserver.

Auto Start:

- ON: **automatically** start App after android starts within 30 seconds.

Current Version:

- Shows App current version, if new version is ready. It show "**Download**".

Channel Player:

- Switch video player by VLC and Exo Player.

Movie Player:

- Switch video player by VLC and Exo Player.


Domain Name:

- Ezserver Domain name or IP



5.2 Uesr Setting

User name and password:



A user login dialog box with a light gray background. At the top left is the label "Username" and at the top right is a close button "X". Below "Username" is a yellow text input field containing the text "test". Below that is the label "Password" and a gray password input field containing four dots "....". Under the password field is a checkbox labeled "Show Password". At the bottom are two buttons: "LOGIN" and "Cancel".

5.3 Portal Path

Web content is at server path :

- **Ezserver v6.0** : /home/ezserver_blockchain/w folder
- **Ezserver v5.2** : /home/ezserver_enterprise/w folder